

Instalátory Windows

Petr Veigend
David Grochol

Brno University of Technology, Faculty of Information Technology
Božetěchova 1/2, 612 66 Brno - Královo Pole
lveigend@fit.vut.cz

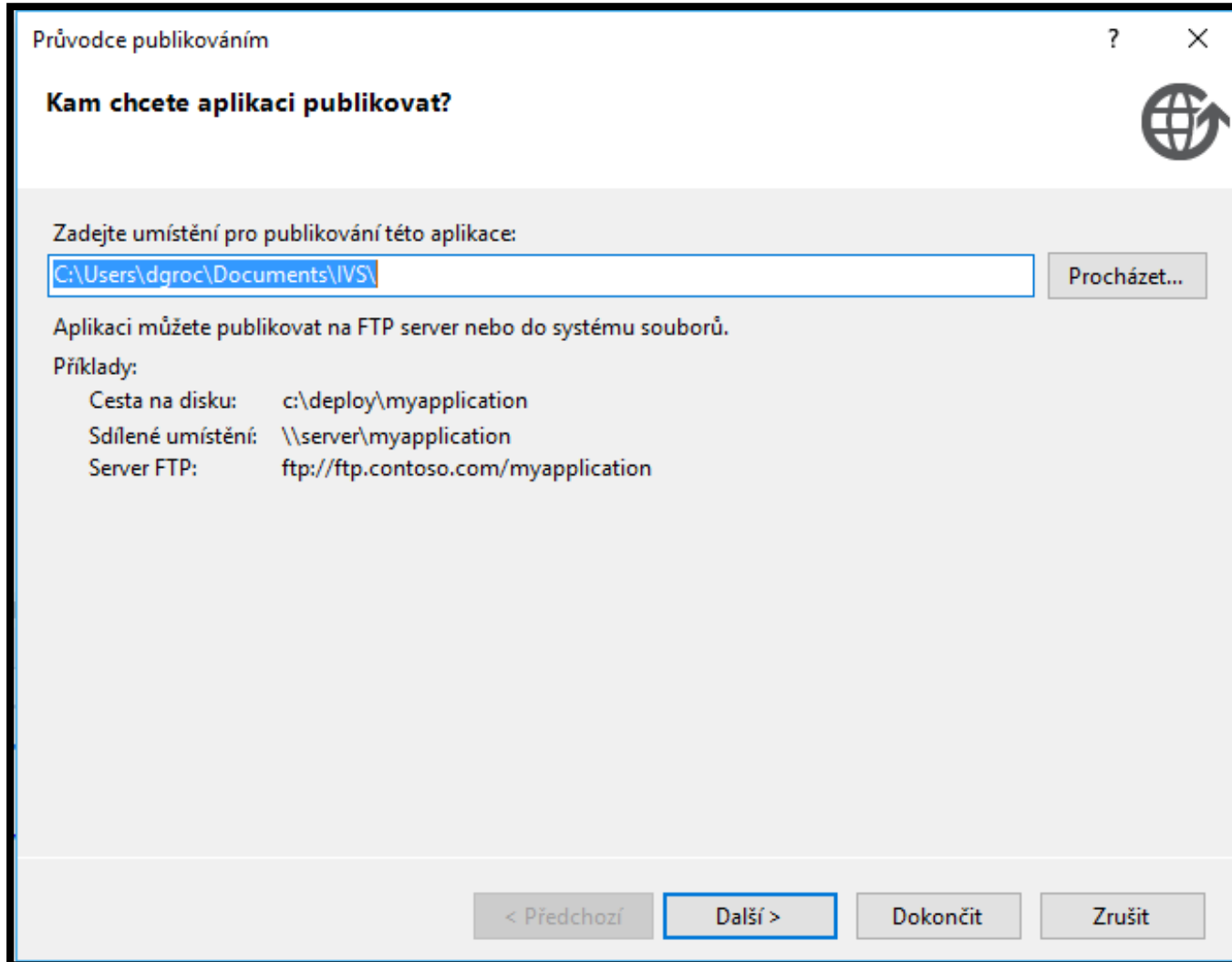


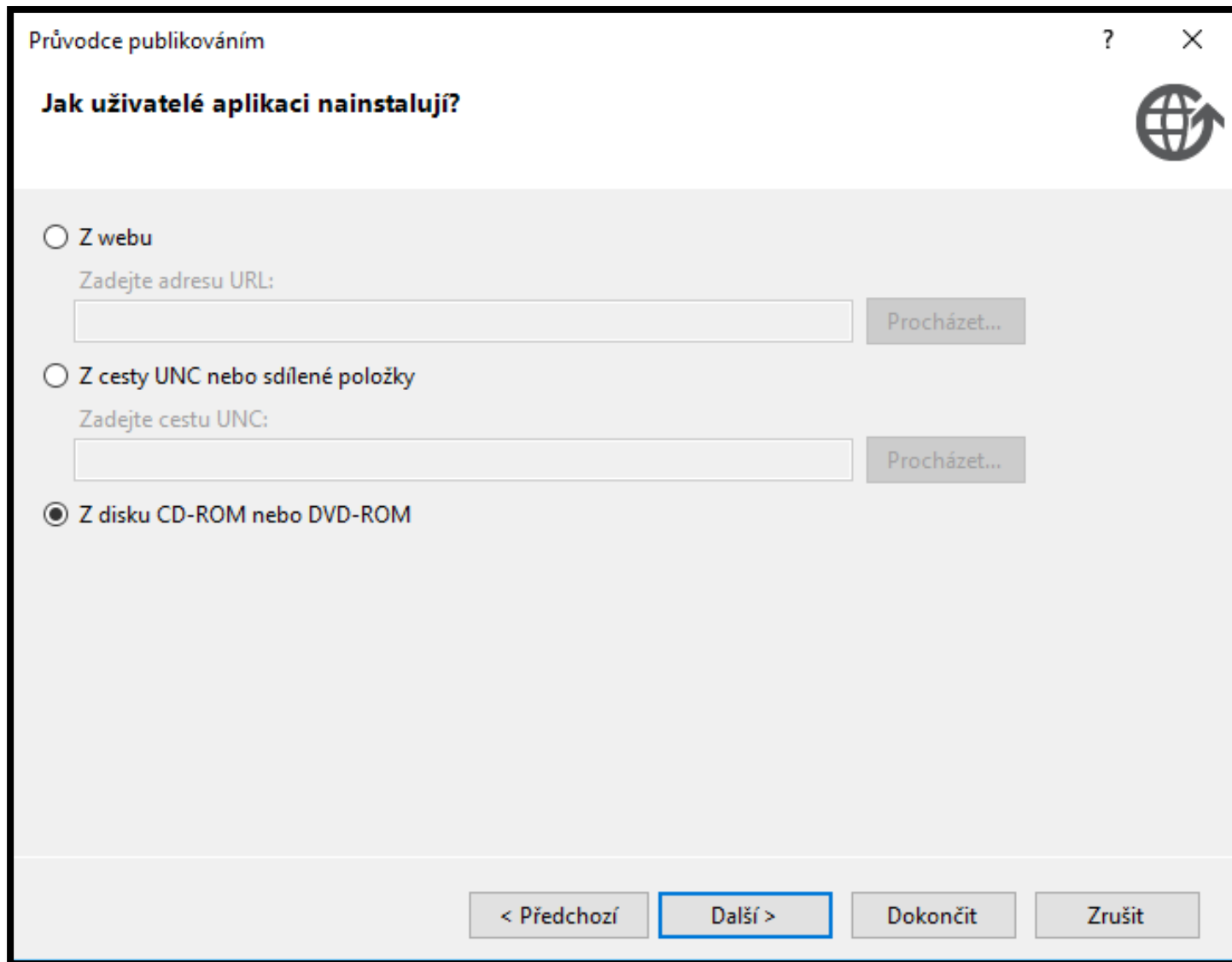
5.4.2023

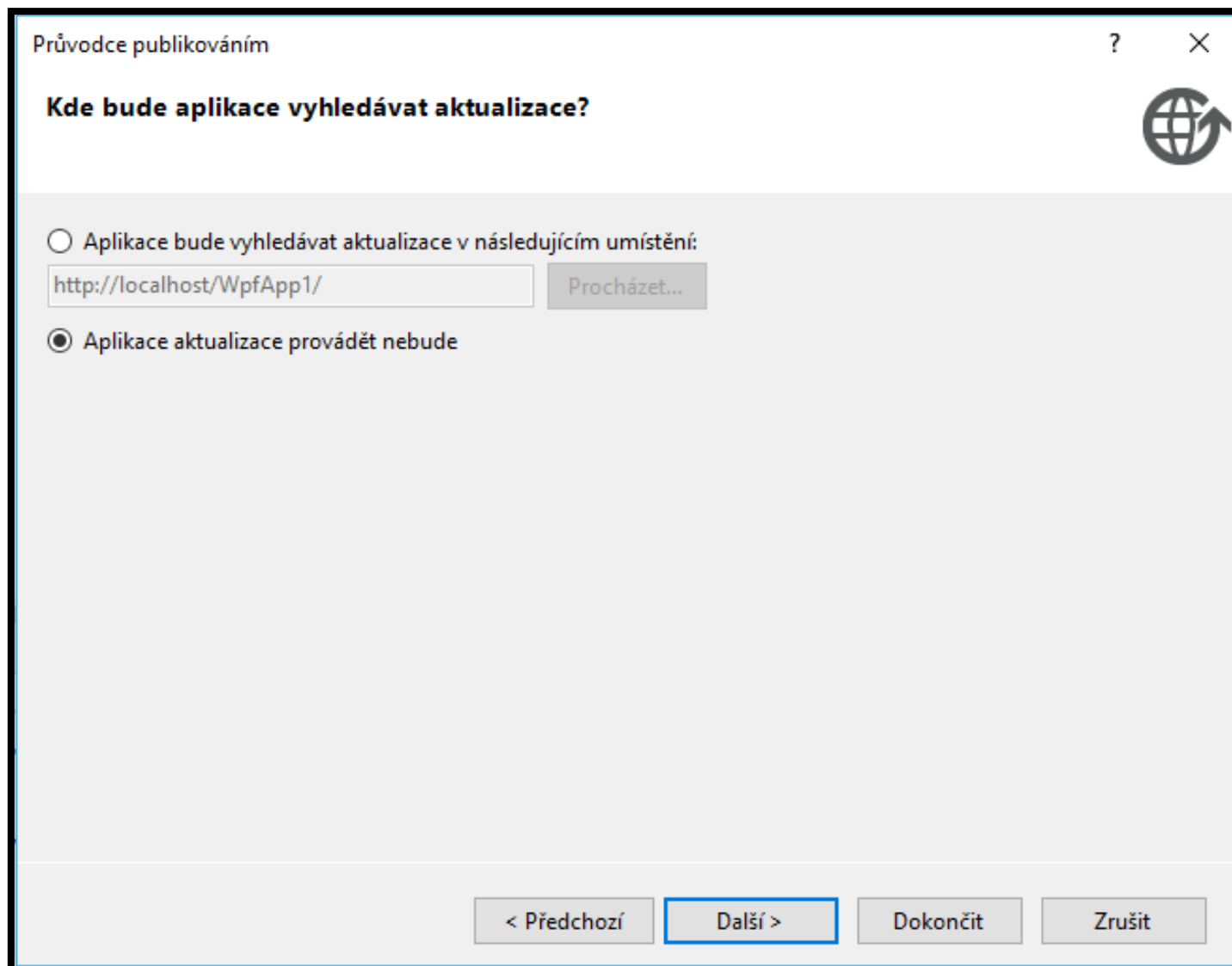
VISUAL STUDIO

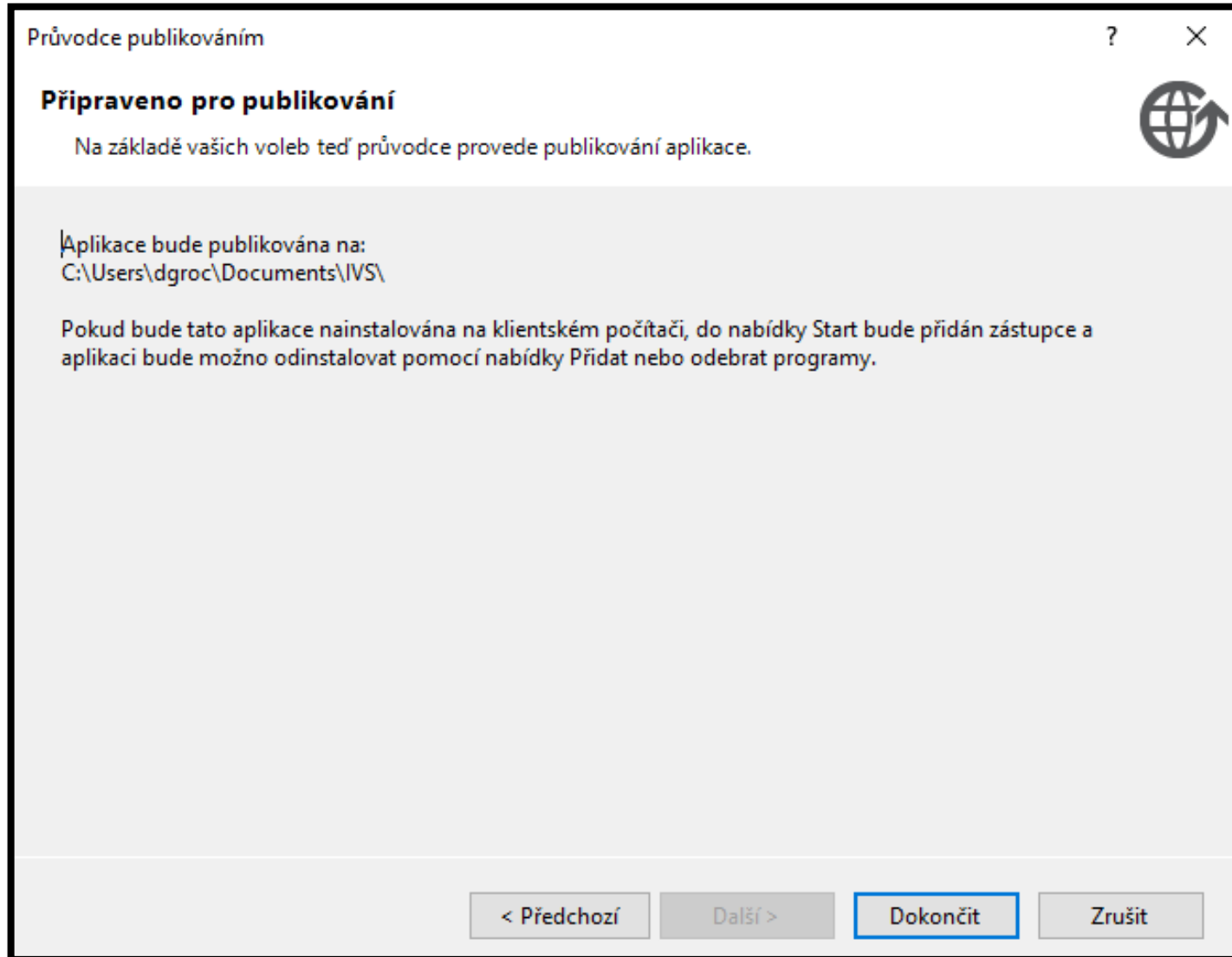
Microsoft Visual Studio 2022

- Sestavit -> Publikovat...







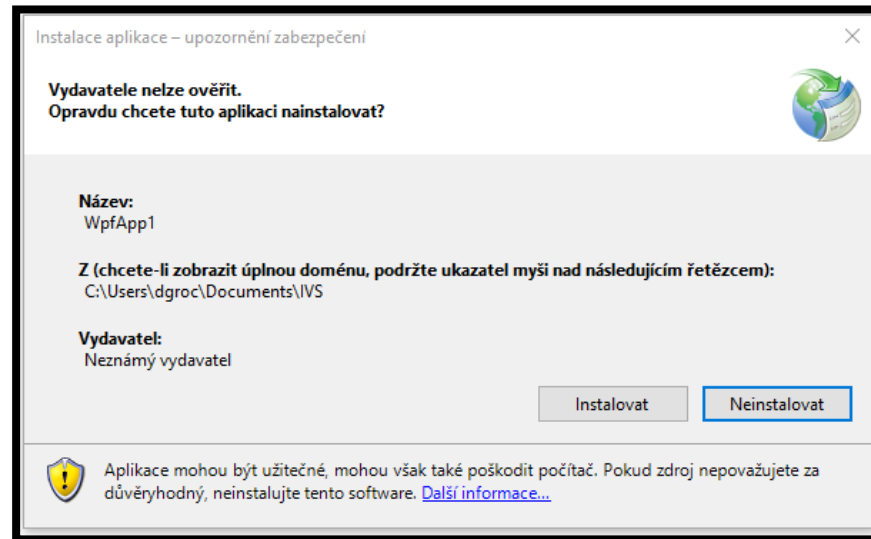


- Omezené možnosti nastavení
- Velmi jednoduchý instalátor

The screenshot shows the 'Publish' tab in the Visual Studio Publish Wizard. The interface is divided into several sections:

- Configuration:** 'Configuration: N/A' and 'Platform: N/A' are shown in dropdown menus.
- Publish Location:** 'Publishing Folder Location (ftp server or file path):' is set to 'publish\'. Below it, 'Installation Folder URL (if different than above):' is empty.
- Install Mode and Settings:** Two radio buttons are present: 'The application is available online only' (unselected) and 'The application is available offline as well (launchable from Start menu)' (selected). To the right are buttons for 'Application Files...', 'Prerequisites...', 'Updates...', and 'Options...'.
- Publish Version:** Fields for 'Major: 1', 'Minor: 0', 'Build: 0', and 'Revision: 0'. A checkbox 'Automatically increment revision with each publish' is checked.
- Buttons:** 'Publish Wizard...' and 'Publish Now' are located at the bottom right.

- Nelze skoro nic nastavit
- Velmi jednoduchý instalátor



INNO SETUP

[HTTP://WWW.JRSOFTWARE.ORG/ISINFO.PHP](http://www.jrsoftware.org/isinfo.php)

- Vytváření instalátorů pro Windows
- od roku 1997 do současnosti (03/2020, verze 6.0.4)
- Obsahuje grafického průvodce pro vytváření
- Možnost skriptování
 - Kontrola závislostí, systému atd.
- Podpora velkého množství jazyků (čeština apod.)
- Ukázkové příklady a tutoriály
- Kvalitní dokumentace
- Volně přístupné zdrojové kódy
 - Github (<https://github.com/jrsoftware/issrc>)

1

Inno Setup Script Wizard

Application Information
Please specify some basic information about your application.

Application name:
TestIVS

Application version:
4.2

Application publisher:
BUT FIT

Application website:
<http://www.fit.vutbr.cz/~igrochol/>

bold = required

< Back Next > Cancel

2

Inno Setup Script Wizard

Application Folder
Please specify folder information about your application.

Application destination base folder:
Program Files folder

Application folder name:
TestIVS

Allow user to change the application folder

Other:
 The application doesn't need a folder

bold = required

< Back Next > Cancel

3

Inno Setup Script Wizard

Application Files
Please specify the files that are part of your application.

Application main executable file:
C:\Program Files (x86)\Inno Setup 5\Examples\MyProg-x64.exe

Allow user to start the application after Setup has finished

The application doesn't have a main executable file

Other application files:

Add file(s)...
Add folder...
Edit...
Remove

bold = required

< Back Next > Cancel

4

Inno Setup Script Wizard

Application Shortcuts
Please specify which shortcuts should be created for your application.

Create a shortcut to the main executable in the common Start Menu Programs folder

Application Start Menu folder name:
TestIVS

Allow user to change the Start Menu folder name

Allow user to disable Start Menu folder creation

Create an Internet shortcut in the Start Menu folder

Create an Uninstall shortcut in the Start Menu folder

Other shortcuts to the main executable:

Allow user to create a desktop shortcut

Allow user to create a Quick Launch shortcut on older versions of Windows

bold = required

< Back Next > Cancel

5

Inno Setup Script Wizard

Application Documentation

Please specify which documentation files should be shown by Setup during installation.

License file:
C:\Program Files (x86)\Inno Setup 5\Examples\ISPPEExample1Li Browse...

Information file shown before installation:
Browse...

Information file shown after installation:
C:\Program Files (x86)\Inno Setup 5\Examples\Readme.txt Browse...

< Back Next > Cancel

6

Inno Setup Script Wizard

Setup Languages

Please specify which Setup languages should be included.

Languages:

- English
- Brazilian Portuguese
- Catalan
- Corsican
- Czech
- Danish
- Dutch
- Finnish
- French
- German
- Greek
- Hebrew
- Hungarian

Select all Deselect all

bold = required

< Back Next > Cancel

7

Inno Setup Script Wizard

Compiler Settings

Please specify some basic compiler settings.

Custom compiler output folder:
Browse...

Compiler output base file name:
setup

Custom Setup icon file:
C:\Users\dgroc\Pictures\Martin-Berube-Flat-Animal-Duck.ico Browse...

Setup password:
[Empty field]

< Back Next > Cancel

```

#define MyAppName "TestIVS"
#define MyAppVersion "4.2"
#define MyAppPublisher "BUT FIT"
#define MyAppURL "http://www.fit.vutbr.cz/~igrochol/"
#define MyAppExeName "MyProg-x64.exe"

[Setup]
AppId={{3C996FD1-AD46-4674-8064-D4BB2D9D1C6F}}
AppName={#MyAppName}
AppVersion={#MyAppVersion}
AppPublisher={#MyAppPublisher}
AppPublisherURL={#MyAppURL}
AppSupportURL={#MyAppURL}
AppUpdatesURL={#MyAppURL}
DefaultDirName={pf}\{#MyAppName}
DefaultGroupName={#MyAppName}
LicenseFile=C:\Program Files (x86)\Inno Setup 5\Examples\ISPPExample\License.txt
InfoAfterFile=C:\Program Files (x86)\Inno Setup 5\Examples\Readme.txt
OutputBaseFilename=setup
SetupIconFile=C:\Users\dgroc\Pictures\Martin-Berube-Flat-Animal-Duck.ico
Compression=lzma
SolidCompression=yes

[Languages]
Name: "english"; MessagesFile: "compiler:Default.isl"
Name: "brazilianportuguese"; MessagesFile: "compiler:Languages\BrazilianPortuguese.isl"
Name: "catalan"; MessagesFile: "compiler:Languages\Catalan.isl"
Name: "corsican"; MessagesFile: "compiler:Languages\Corsican.isl"
Name: "czech"; MessagesFile: "compiler:Languages\Czech.isl"
Name: "danish"; MessagesFile: "compiler:Languages\Danish.isl"
Name: "dutch"; MessagesFile: "compiler:Languages\Dutch.isl"
Name: "finnish"; MessagesFile: "compiler:Languages\Finnish.isl"
Name: "french"; MessagesFile: "compiler:Languages\French.isl"
Name: "german"; MessagesFile: "compiler:Languages\German.isl"
Name: "greek"; MessagesFile: "compiler:Languages\Greek.isl"
Name: "hebrew"; MessagesFile: "compiler:Languages\Hebrew.isl"
Name: "hungarian"; MessagesFile: "compiler:Languages\Hungarian.isl"
Name: "italian"; MessagesFile: "compiler:Languages\Italian.isl"
Name: "japanese"; MessagesFile: "compiler:Languages\Japanese.isl"
Name: "norwegian"; MessagesFile: "compiler:Languages\Norwegian.isl"
Name: "polish"; MessagesFile: "compiler:Languages\Polish.isl"
Name: "portuguese"; MessagesFile: "compiler:Languages\Portuguese.isl"
Name: "russian"; MessagesFile: "compiler:Languages-Russian.isl"
Name: "scottishgaelic"; MessagesFile: "compiler:Languages\ScottishGaelic.isl"
Name: "serbiancyrillic"; MessagesFile: "compiler:Languages\SerbianCyrillic.isl"
Name: "serbianlatin"; MessagesFile: "compiler:Languages\SerbianLatin.isl"
Name: "slovenian"; MessagesFile: "compiler:Languages\Slovenian.isl"
Name: "spanish"; MessagesFile: "compiler:Languages\Spanish.isl"
Name: "turkish"; MessagesFile: "compiler:Languages\Turkish.isl"
Name: "ukrainian"; MessagesFile: "compiler:Languages\Ukrainian.isl"

[Tasks]
Name: "desktopicon"; Description: "{cm:CreateDesktopIcon}"; GroupDescription: "{cm:AdditionalIcons}"; Flags: unchecked

[Files]
Source: "C:\Program Files (x86)\Inno Setup 5\Examples\MyProg-x64.exe"; DestDir: "{app}"; Flags: ignoreversion
; NOTE: Don't use "Flags: ignoreversion" on any shared system files

[Icons]
Name: "{group}\{#MyAppName}"; Filename: "{app}\{#MyAppExeName}"
Name: "{commondesktop}\{#MyAppName}"; Filename: "{app}\{#MyAppExeName}"; Tasks: desktopicon

[Run]
Filename: "{app}\{#MyAppExeName}"; Description: "{cm:LaunchProgram, {StringChange(MyAppName, '&', '&&')}}"; Flags: nowait postinstall skipifsilent

```

• Kontrola .NET

- <https://blogs.msdn.microsoft.com/davidrickard/2015/07/17/installing-net-framework-4-5-automatically-with-inno-setup/>

```
#include <idp.iss>

[Code]
function Framework45IsNotInstalled(): Boolean;
var
  bSuccess: Boolean;
  regVersion: Cardinal;
begin
  Result := True;

  bSuccess := RegQueryDWordValue(HKLM, 'Software\Microsoft\NET Framework Setup\NDP\v4\Full', 'Release', regVersion);
  if (True = bSuccess) and (regVersion >= 378389) then begin
    Result := False;
  end;
end;

procedure InitializeWizard;
begin
  if Framework45IsNotInstalled() then
  begin
    idpAddFile('http://go.microsoft.com/fwlink/?LinkId=397707', ExpandConstant('{tmp}\NetFrameworkInstaller.exe'));
    idpDownloadAfter(wpReady);
  end;
end;

procedure InstallFramework;
var
  StatusText: string;
  ResultCode: Integer;
begin
  StatusText := WizardForm.StatusLabel.Caption;
  WizardForm.StatusLabel.Caption := 'Installing .NET Framework 4.5.2. This might take a few minutes..';
  WizardForm.ProgressGauge.Style := npbstMarquee;
  try
    if not Exec(ExpandConstant('{tmp}\NetFrameworkInstaller.exe'), '/passive /norestart', '', SW_SHOW, ewWaitUntilTerminated, ResultCode) then
    begin
      MsgBox('NET installation failed with code: ' + IntToStr(ResultCode) + '.', mbError, MB_OK);
    end;
  finally
    WizardForm.StatusLabel.Caption := StatusText;
    WizardForm.ProgressGauge.Style := npbstNormal;

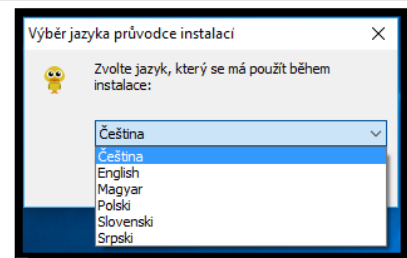
    DeleteFile(ExpandConstant('{tmp}\NetFrameworkInstaller.exe'));
  end;
end;

procedure CurStepChanged(CurStep: TSetupStep);
begin
  case CurStep of
    ssPostInstall:
      begin
        if Framework45IsNotInstalled() then
        begin
          InstallFramework();
        end;
      end;
  end;
end;
end;
```

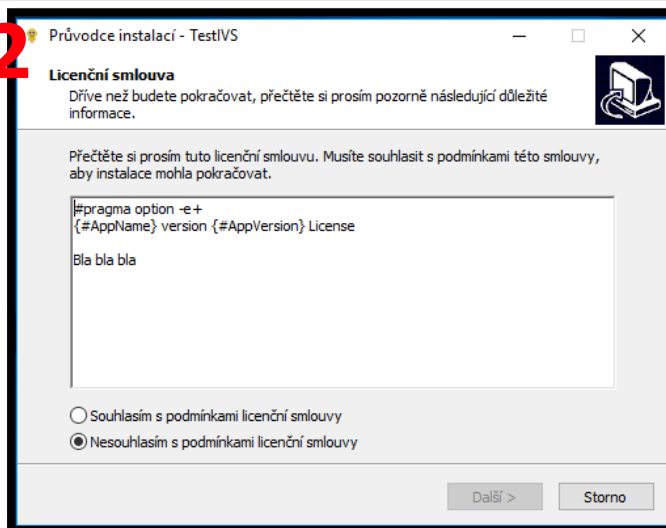
- Kontrola .NET

<https://stackoverflow.com/questions/20752882/how-can-i-install-net-framework-as-a-prerequisite-using-innosetup>

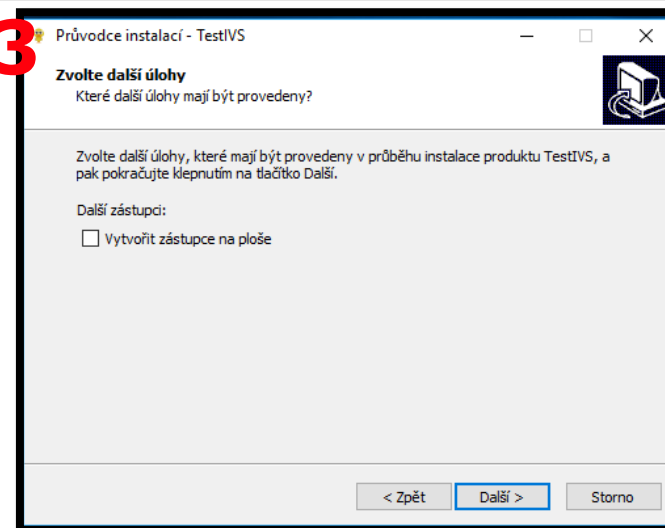
1



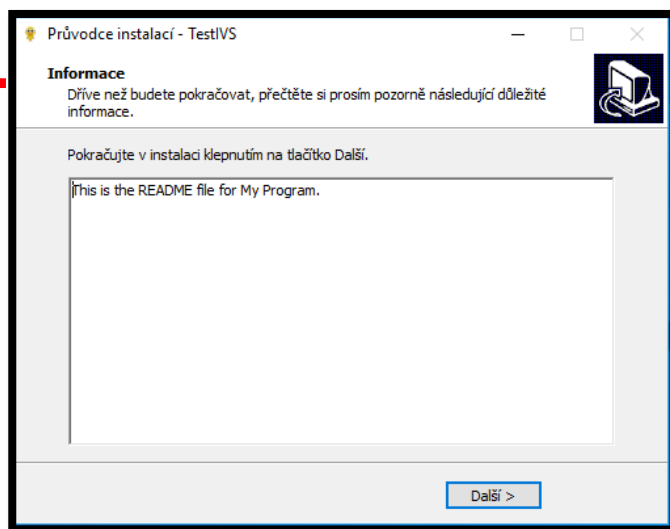
2



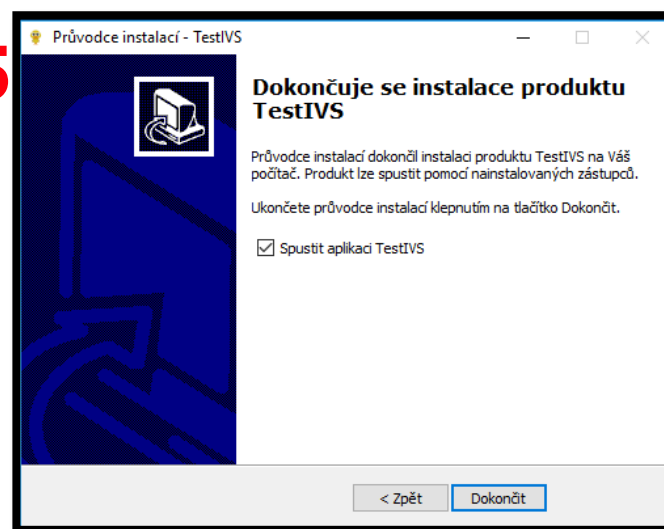
3



4



5



- NSIS (Nullsoft Scriptable Install System)
 - http://nsis.sourceforge.net/Main_Page
- InstallShield
 - <https://www.flexerasoftware.com/producer/products/software-installation/installshield-software-installer/>
- InstallAware
 - <https://www.installaware.com/visual-studio-installer-2015.htm>
- Advanced Installer
 - <http://www.advancedinstaller.com/>

Děkuji za pozornost